



Product Programme Construction Trade Machines and Diamond Tools

English | 2023

Premium grinding tools since 1919
www.tyrolit.com

TYROLIT

The Tyrolit Group

Tyrolit is one of the world's leading manufacturers of grinding and dressing tools and is also a system provider for the construction industry.

Since 1919, our innovative tools have been making an important contribution to technological development in numerous industries. Tyrolit offers tailored grinding solutions for a varied range of applications and a comprehensive assortment of standard tools for customers all over the world.

The family-owned company based in Schwaz, Austria, combines the dynamic strengths of the Swarovski Group with over a hundred years of commercial and technological experience.



Tyrolit headquarters in Schwaz (Austria)

Facts & figures



80,000+
products



29
production locations



4,000+
employees worldwide



36
sales locations




500+
international patents

Sales companies in Argentina, Australia, Austria, Belgium, Brazil, Canada, China, Czech Republic, Denmark, Estonia, Finland, France, Germany, Hungary, India, Indonesia, Italy, Netherlands, Norway, Poland, Portugal, Russia, Spain, South Africa, South Korea, Sweden, Switzerland, Thailand, UAE, UK and the US. Sales partners in 65 other countries.

Contents

Free Hand	4
Table Sawing	8
Core Drilling	10
Floor Sawing	14
Floor Grinding	16

TGD® Diamond tools from Tyrolit

 Highest quality »Made in Austria«

- + Long life time
- + High cutting ability
- + Increased efficiency
- + Fast availability due to production in Austria



Free Hand



More information
about our dry cutting
assortment



Angle Grinders



AGE125

Up to Ø 125 mm
900 W
Soft start




AGE230

Up to Ø 230 mm
2.1 kW
Soft start


Dry Cutting Saw Blades

★★★ PREMIUM ★★ STANDARD ★ BASIC



UNIVERSAL
DCU TGD® Ø 230 – 400 mm |
DCU Ø 105 – 400 mm
Ø 400 mm for flush cutting |
DCU TGD® also in SILENT |
DCU also in FAST CUT

★★★ PREMIUM ★ BASIC




HARD STONE
DCH Ø 115 – 125 mm |
DCH TGD® Ø 230 – 400 mm |
DCH TGD® Ø 400 mm for flush
cutting
Also in FAST CUT

★★★ PREMIUM ★★ STANDARD




CONCRETE
DCC
Ø 115 – 400 mm
Also in FAST CUT & LONG LIFE

★★★ PREMIUM ★★ STANDARD ★ BASIC




ASPHALT & CONCRETE
DCA+C
Ø 115 – 450 mm

★★★ PREMIUM



CUT-ALL
DC ALL
Ø 115 – 230 mm
For all materials


★★★ PREMIUM **NEW**



RESCUE
DC ALL RESCUE
Ø 300 - 400 mm
For all materials



★★★ PREMIUM ★★ STANDARD




UNIVERSAL
Roofers
Ø 230 mm

★★★ PREMIUM ★ BASIC




TILES & MARBLE
PREMIUM: DCT, DCM
BASIC: DCT
Ø 100 – 230 mm

★★★ PREMIUM



PORCELAIN STONWARE
DCP
Ø 115 – 125 mm

★★★ PREMIUM



PLASTIC
DCCI Combi
for plastic pipes
Ø 125 mm

Wall Chasers

Wall Chaser Blades



HCE150

Ø 150 mm
2.3 kW
Kit for 2 or 3 blades



CONCRETE

DCC-FAST CUT
Ø 125 - 150 mm



Wall Grinders

Cup Grinders



HGE125

Ø 125 mm
1.5 kW
Variable speed

★★
STANDARD



DGU-PCD

Universal
Ø 100 – 180 mm
with support segment
for smooth working

★★
STANDARD



DGU-PCD

Universal
Ø 100 – 180 mm
for aggressive and fast results

★★★
PREMIUM

★★
STANDARD



DGU

Universal
Ø 100 – 180 mm
Double & single row
Also in Turbo & FAST CUT

★★
STANDARD



DGAB

Abrasiv
Ø 100 – 180 mm


★★
STANDARD



DGC

Concrete
Ø 100 – 180 mm

★★
STANDARD



DGH

Hard stone
Ø 100 – 180 mm

Hand Saws

★★★
PREMIUM




HBE400

Up to Ø 405 mm
3.2 kW/Cutting depth up 150 mm
Flush cutting function



Hand Saw Blades

★★★
PREMIUM



HS

HSL, HSM, HSX
Ø 405 – 416 mm
TGD®-Technology



★★
STANDARD



HSL-FAST CUT

HSL-FAST CUT
Ø 350 mm
Pre-cutting blade

★★★
PREMIUM




DCE-SILENT

Universal
Ø 350 – 400 mm
TGD®-Technology



Ring Saw Blades


★★★
PREMIUM



RS

RSL & RSM
Ø 366 – 506 mm

★★★
PREMIUM




RSL

RSL & RSL-C
Ø 306 – 406 mm



Table Sawing



Tile Saws

Table Saw Blades

★★
STANDARD



TTE250

Ø 250 mm
1.1 kW
Compact design

★★★
PREMIUM



TRE250

Up to Ø 250 mm
1.3 kW
Cutting length 1,050 mm

★★★
PREMIUM



TILES

DCT
Ø 180 – 350 mm

★★★
PREMIUM



PORCELAIN STONEWARE

DCP
Ø 250 – 350 mm

Masonry Saws

★★
STANDARD



CSE350D

Ø 350 mm
2.2 kW
Integrated dust extraction

★★★
PREMIUM



TBE400

Up to Ø 400 mm
2.2 kW
Swivelling saw head

★★★
PREMIUM



TME700

Up to Ø 700 mm
5.5 kW
Mitre stop

★★★
PREMIUM



TME1000

Up to Ø 1 000 mm
7.5 kW
Mitre stop

Table Saw Blades

★★★
PREMIUM



UNIVERSAL

TSU/TSU-SILENT
Ø 250 – 1 000 mm

★★★
PREMIUM



HARD STONE

TSH/TSH-SILENT
Ø 300 - 350 mm

★★★
PREMIUM



MARBLE

TSM
Ø 250 – 350 mm

Band Saws

★★
STANDARD



TBS510

Cutting height up to 510 mm
1.5 kW
2 band versions available



HM-SAW BAND

3 teeth/inch
Also in FAST CUT



Core Drilling



Drill Motors - Wet Drilling

★★
STANDARD



DME22SU

Up to Ø 180 mm
2.2 kW
3 gears

★★★
PREMIUM



DME20PW/PU

Up to Ø 180 mm
2.0 kW
3 gears

★★★
PREMIUM



DME33MW

Up to Ø 450 mm
3.3 kW
3 gears

Core Drilling Gearboxes and Systems - Wet Drilling

★★
STANDARD



DRS162

Up to Ø 162 mm
incl. 2.5 kW drill motor

★★
STANDARD



DRS250

Up to Ø 250 mm
incl. 2.5 kW drill motor

Wet Drill Bits

★★★
PREMIUM



CD

PREMIUM TGD®: CDL/CDL-C2/CDM/
CDL-FC/CDL-C5/CDM-C5
TGD®-Technologie from Ø 47 mm
PREMIUM: CD660/CD640/CD840/CDXM/H
roof segments from Ø 45 mm
Ø 10 – 1300 mm

★★
STANDARD

★
BASIC



CD

STANDARD: CDL/CDM
BASIC: B1/B1M
Ø 12 – 1300 mm
Roof segments



Drill Motors - Dry Drilling

★★★
PREMIUM



DME19DP

Up to Ø 162 mm
1.8 kW
with percussion

★★★
PREMIUM



DME17DP

Up to Ø 200 mm
2.0 kW
with percussion, 2 gears

Drill Hammers



DHE32

Up to Ø 32 mm
Universal drill hammer
SDS-plus
incl. 16 mm drill

Dry Drill Bits

★★★
PREMIUM

★★
STANDARD

★
BASIC



DD

PREMIUM TGD®: DDL/DDL-HH/DDL-RM/DDE/
DDL-HH-FAST CUT/DDM-HH-FAST CUT/DDM-RM/DDH-RM
STANDARD & BASIC: DDL
Ø 32 – 300 mm | DDL-RM from Ø 47 – 350 mm
rig mounted (RM): for reinforced concrete
handheld (HH): for brick materials



Tile-drilling Sets

★★★
PREMIUM



HEX Ø 5-14 | KIT
HEX | M14 Ø 20+ |
M14 | XL

★★★
PREMIUM



DRY: HEX Ø 5 - 14 mm, M14 Ø 6 - 82 mm
WET: HEX Ø 6 - 16 mm

individual or as a set

Drill Rigs

★★★
PREMIUM

DRA150

Up to Ø 150 mm
Clamping collar 60 mm
Dowel foot

★★★
PREMIUM

DRU160

Up to Ø 160 mm
Clamping collar 60 mm
Dowel | Vacuum

★★★
PREMIUM

DRA/U250

Up to Ø 250 mm
ModulDrill™
Dowel | Vacuum

★★★
PREMIUM

DRA/U400

Up to Ø 400 mm
ModulDrill™
Dowel | Vacuum



Floor Sawing



Floor Saws

★★★
PREMIUM



FSG513

Up to Ø 500 mm
8.2 kW
Petrol

★★
STANDARD



FSG620

Up to Ø 600 mm
15 kW
Petrol

★★★
PREMIUM



FSE811

Up to Ø 800 mm
7.5 kW
Electric

Floor Saw Blades

★★★
PREMIUM



FSC

For Cured concrete
Ø 300 – 800 mm
For low powered machines

★★★
PREMIUM



FS-A

For Asphalt
FSL-A, FSM-A, FSH-A
Ø 300 – 1200 mm

★★★
PREMIUM



FSA

For Asphalt
Ø 300 – 800 mm

★★★
PREMIUM



FSH

For Cured concrete
FSL, FSM, FSH-C, FSX-C3
Ø 350 – 1200 mm
TGD®-Technology



Floor Grinding



Learn more about floor grinding with Tyrolit



Floor Grinding Tools

★★★
PREMIUM

NEW



FLOOR GRINDING SHOES

FGC EZchange

Grit #14 – #120: FGC-XH/FGC-VH/FGC-H/FGC-MX/FGC-M

Grit #6 – #120: FGC-S

★★★
PREMIUM

NEW



TOOL HOLDER PLATE

For EZchange tools for various suppliers

Floor Grinders

★★
STANDARD

NEW



FGE280

Grinding width 280 mm
2.2 kW
Edge-grinding

★★
STANDARD

NEW



FGE400

Grinding width 400 mm
4.0 kW
1 grinding head

★★★
PREMIUM

NEW



FGE515

Grinding width 515 mm
2.2 kW / 4.0 kW
3 grinding heads

Floor Strippers

★★★
PREMIUM

FRE250

Working width 250 mm
1.1 kW
Directly driven impact mechanism

★★★
PREMIUM

FRE350

Working width 350 mm
1.5 kW
Directly driven impact mechanism

★★★
PREMIUM

FPE200 / FPG200

Working width 200 mm
2.2 kW / 3.0 kW / 5.5 HP
Optional edge-milling kit

★★★
PREMIUM

FPE250/FPE250DU/ FPG250/FPG250DU

Working width 250 mm
7.5 kW / 9 HP / 13 HP
Integrated drive unit
(FPE250DU / FPG250DU)

Shot Blasters

★★★
PREMIUM

FBE200

Working width 200 mm
7.5 kW
Optional extension module

Dust Extraction Systems

★★★
PREMIUM



VCE1200D

1-phase, 230 V / 50 Hz
1.2 kW
H-Class / HEPA filters

★★★
PREMIUM



VCE2400D

1-phase, 230 V / 50 Hz
2.4 kW
H-Class / HEPA filters

★★★
PREMIUM



VCE3600D

1-phase, 230 V / 50 Hz
3.6 kW
H-Class / HEPA filters

★★★
PREMIUM



VCE3000C

3-phase, 400 V / 50 Hz
3 kW
HEPA filter

Hand-held Bush Hammer Machines & Bush Hammer Tools

★★★
PREMIUM

NEW



HAND-HELD BUSH HAMMER MACHINE HIKOKI SP 18 VA

Hand-held bush hammer machine
For surfaces difficult to access, such as stairs or along the wall

★★★
PREMIUM

NEW



BUSH HAMMER TOOLS BHU

With 3, 5 or 6 heads
For different machine producers | BHU-C for coarse surfaces |
BHU-M for medium-coarse surfaces | BHU-F for fine surfaces

Chemicals



CHEMICALS

Pore Filler/Densifier 3/Sealer 50/Sealer 400/Duo 30
For repairing and polishing mineral floors

Working together successfully

We regard our customers as partners. The success of our customers lies in the quality of our products, our knowledge in application technology and the provision of customer-specific on-site solutions. Close collaboration with our customers leads to remarkable strategic developments and ensures long-term success for both parties.

By request we also undertake the planning of your product assortment based on your customers' requirements and advise you on the optimum promotional positioning.

- + PoS Systems
- + Roll-Ups & Beach Flags
- + Catalogs and Brochures
- + Promotion Flyers
- + and much more



Visit our webshop and order quick and easy.
Anytime and from anywhere. Register now.

partner.tyrolit.com



Tyrolit Construction Products GmbH

Swarovskistraße 33 | 6130 Schwaz | Austria

Tel +43 5242 606-0 | Fax +43 5242 63398

Our **worldwide subsidiary companies** can be found
on our website at **www.tyrolit.com**



Find us on social media
TYROLITgroup