

Metal Bond Satellite Wheels

Surface grinding of slabs and tiles



High stock removal rate



Wheels with segmented or continuous rim, used for the first heads of polishing machines for the grinding of ceramic material

Various geometries available for all machine types

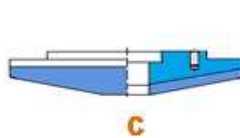
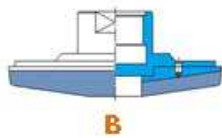
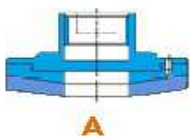
Long lifetime

Please always verify if the attachment of satellites is in accordance with the customer's requirements

Satellite wheels with resin filling

Ø mm	Fitting (other fittings are available on)	Diamond rim mm	Spec	Drawing	Sysnr	
130	M45X3	Segmented rim	20 x 15	M9 LMP	359298	34010565
		Segmented rim	20 x 15	M101 LMP	359298	
		Segmented rim	20 x 15	M12 LMP	359298	
150	M45X3	Segmented rim	20 x 15	M9 LMP	359385	34248983
		Segmented rim	20 x 15	M101 LMP	359385	
		Segmented rim	20 x 15	M12 LMP	359385	
175	M45X3	Segmented rim	20 x 15	M9 LMP	359299	34010566
		Segmented rim	20 x 15	M101 LMP	359299	
		Segmented rim	20 x 15	M12 LMP	359299	

Satellite wheels with inclined band



Ø mm	Incl.	Fitting	Diamond rim mm	Grits	Drawing
130	8°	M45X3	42 x 10	A	M101-M14 360416
150	8°	M45X3	60 x 10	B	M101-M14 360360
160	8°	flange - Pedrini	60 x 10	C	M101-M14 360402
160	8°	flange - Colombo	60 x 10	C	M101-M14 360393
160	7,3°	M45X3	80 x 10	B	M101-M14 359069
165	25°	flange - BMR	42,5 x 8	C	M101-M14 359222
200	25°	M45X3	60 x 8	C	M101-M14 396543
200	25°	flange - BMR	60 x 8	C	M101-M14 359141
215	25°	flange - BMR	67 x 8	C	M101-M14 359154