

Cutting

Saw blades for cutting all ceramic materials (porcelained gres and all types of floor tiles) as well as mosaic

Saw Blades For Ceramic Tiles


Industrial cutting and sizing of tiles

Comprehensive range of diamond saw blades with segmented or laser-cut rim for cutting all ceramic materials (porcelained gres and all types of floor tiles) as well as mosaic. Wide assortment of diamond saw blades with continuous rim for improved quality during the edge cutting of ceramic, mosaic and stone tiles. Perfect for cladding materials (single, double or triple-fired).

Extremely high cutting accuracy

Long lifetime

Specifications developed for high speed cutting



Fast, chip-free cuts

Various bonds and grits available

Saw Blades For Ceramic Tiles

Industrial cutting and sizing of tiles

TYROLIT provides high-quality and wide assortment of saw blades to satisfy customers' needs. The following information are required to recommend the best technical solution and to choose the right blade:

Machine: Power (Hp)
 Number of shafts

Application: Diameter of the saw blade
 Disc thickness each shaft
 No. discs on the same shaft
 Speed - m/min belt speed
 Type and thickness of the material to be cut

Saw blades Ø 305mm (Bore 60mm)



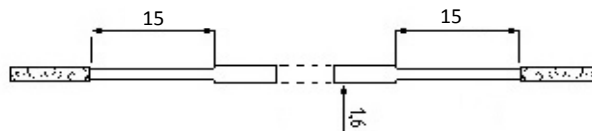
Segmented rim



C8L - C8

Thickness mm	Core thickness mm	Segment Height mm	Standard segments	Sandwich segments
			Drawing	Drawing
1	1,6/0,8 *	10	386583	Not available
1,2	1,6/1 *	10	386274	Not available
1,4	1,6/1 *	10	386319	Not available
1,6	1,6/1,2 *	10	386546	Not available
1,8	1,6/1,4 *	10	386566	386316
2	1,6	10	386539	386572
2,2	1,8	10	386540	386602
2,4	1,8	10	386541	386584
3,0	1,8	10	386563	386612
4,0	1,8	10	386557	
4,8	1,8	10	386048	
5,0	1,8	10	376631	

* Core reduced thickness



Saw blades Ø 300mm (Bore 60mm)



Laser slotted rim



C8I

Thickness mm	Core thickness mm	Diamond rim height mm	Drawing
1,4	1,6/1 **	8	386280
1,6	1,6/1,2 **	8	386258
1,8	1,6/1,4 **	8	386318
2	1,6	8	386228
2,2	1,8	8	386229
2,4	1,8	8	386230

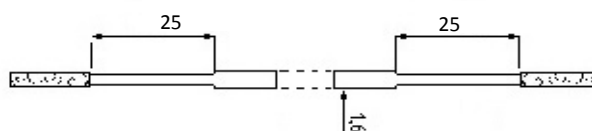
Continuous rim



C7C

Thickness mm	Core thickness mm	Diamond rim height mm	Drawing
1,4	1,6/1 **	8	386261
1,6	1,6/1,2 **	8	386264
1,8	1,6/1,4 **	8	386265
2	1,6	8	386202
2,2	1,8	8	386200
2,4	1,8	8	386201
3,0	1,8	8	386205
4,0	1,8	8	386206
4,8	2,2	8	386072
5,0	2,5	8	386134

* Core reduced thickness



Resin continuous rim Ø 300mm (Bore 60mm)



C7C

Thickness	Core thickness	Diamond rim height	Drawing
mm	mm	mm	
1,8	1,6	8	386824
2,0	1,6	8	386996
2,2	1,6	8	386995
2,4	1,8	8	386994
3,0	2,2	8	386573
4,0	2,2	8	386993
4,8	2,2	8	386999

Saw blades Ø 350mm (Bore 60mm) Over-size tiles - Slabs Bridge saw - Mansory saw



Segmented rim




C8L

Thickness	Core thickness	Diamond rim height	Standard segments		Sandwich segments	
			Drawing	Drawing		
mm	mm	mm				
2,8	2	10	387032		387059	

Saw blades Ø 255mm (Bore 60/50mm)



Segmented rim



C8L

Thickness	Core thickness	Diamond rim height	Standard segments		Sandwich segments	
			Drawing	Drawing		
mm	mm	mm				
2	1,6	10	385086		385080	
2,2	1,6	10			385078	

Saw blades Ø 258mm (Bore 60mm)



Laser slotted rim



C8I

Thickness	Core thickness	Segment Height
mm	mm	mm
2	1,6	10
2,2	1,6	10

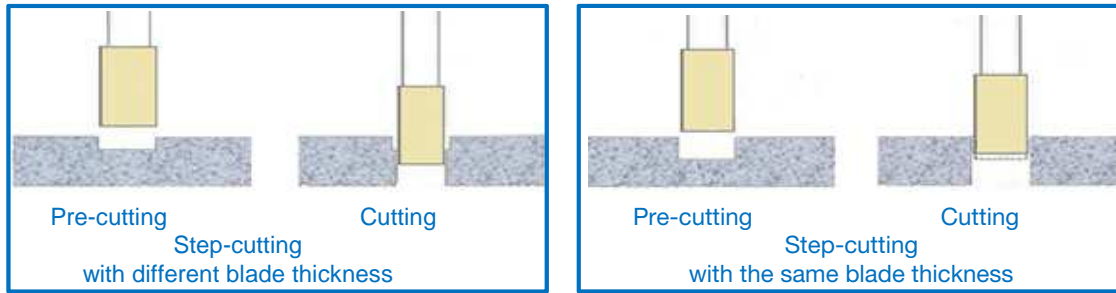
Continuous rim



C7C

Thickness	Core thickness	Segment Height	Drawing
mm	mm	mm	
2	1,6	10	385534
2,2	1,6	10	385536

GRES CUTTING - Application



Fast cutting
Full body gres
Cutting before tile squaring

→

Slow cutting
Glazed gres
Excellent finishing

Segmented rim (Ø 305mm - Bore 60mm)

Spec	Speed m/min belt speed	Spindles N.	Single-cutting	Step-cutting			Mosaic
			Cutting	Pre-cutting with different blade thickness	Cutting	Pre-cutting&Cutting with the same blade thickness	Pre-cutting&Cutting Many blades on the same shaft
TS70	7 - 8	3 - 4			■		
1HP-E	6 - 7	3 - 4			■		
TS35-TY	3	2			■		
TS30	3 - 4	2 - 3			■ ■		
TS38-TY	4 - 6	2 - 3			■ ■		
TS44	5 - 7	3			■ ■		
3HP-R	1 - 1,5	1 - 2	■ ■ ■		■ ■ ■		
TS25-TY	1,5 - 2,5	2			■ ■ ■		
4HP-S/S2	1	1	■ ■ ■ ■				■ ■ ■ ■
5HP-R	1,5 - 2	2		■ ■ ■ ■			■ ■ ■ ■ ■
Sandwich segments	4HP-T	1 - 1,5	1 - 2	■ ■ ■ ■		■ ■ ■ ■	■ ■ ■ ■
	4HP-R/2	1,5 - 2,5	2			■ ■ ■ ■	■ ■ ■ ■
	5HP-T	1 - 1,5	1 - 2	■ ■ ■ ■ ■		■ ■ ■ ■ ■	■ ■ ■ ■ ■
	5HP-R/2	1,5 - 2,5	2			■ ■ ■ ■ ■	■ ■ ■ ■ ■
	6HP-S	1 - 1,5	1 - 2	■ ■ ■ ■ ■			■ ■ ■ ■ ■

Laser slotted rim (Ø 300mm - Bore 60mm)

Spec	Speed m/min belt speed	Spindles N.	Single-cutting	Step-cutting		
			Cutting	Pre-cutting with different blade thickness	Cutting	Pre-cutting&Cutting with the same blade thickness
MFT	3 - 5	2 - 3			■ ■	
GP	3 - 5	2 - 3			■ ■ ■	
VIT2/B-HS		1 - 2 **	■ ■ ■ ■	■ ■ ■ ■		
5HP-P *	2,5 - 3,5	2 - 3		■ ■ ■ ■ ■	■ ■ ■ ■ ■	■ ■ ■ ■ ■
VIT3/B-HS		1 - 2 **	■ ■ ■ ■ ■	■ ■ ■ ■ ■		

* Sandwich segments

** also manual cutting


Continuous rim (Ø 300mm - Bore 60mm)

Spec	Speed	Spindles N.	Step-cutting	
			Pre-cutting with different blade thickness	
VIT1/B		2 - 3	■ ■ ■	
VIT2/B		2 - 3	■ ■ ■ ■	
VIT3/B		2 - 3	■ ■ ■ ■ ■	

GRES CUTTING - SYSNR



C8L - C8



C8I



C7C

Segmented rim (Ø 305mm - Bore 60mm)

Spec	Thickness							
	1	1,2	1,4	1,6	1,8	2	2,2	2,4
TS70	C8L		34182900		34182899	34182898	34182897	
1HP-E	C8L	34005861	34007339				34007352	
TS35-TY	C8L			34072082	34072070	34045904	34045903	34045906 34045908
TS30	C8L	34005362	757075	34072083	34005353		494845	494844 484360
TS38-TY	C8L	34048651	34168143				34048630	
TS44	C8L						34185239	
3HP-R	C8L	34005804	742511	34049656	34006543			
TS25-TY	C8L			34072081	34072069	34045902	34045889	34045905 34045907
4HP-S/S2	C8		34048932		34174750			
5HP-R	C8L		34006956		34026238			
Sandwich segments	4HP-T	C8L	Not available		34045213	725541	764287	34005838
	4HP-R/2	C8L	Not available		34045214	34030604	34030605	34030606
	5HP-T	C8L	Not available		34045215	750496	750495	772101
	5HP-R/2	C8L	Not available		34045216	34007364	770494	34023571
	6HP-S	C8L	Not available			34069344	34069345	34069346

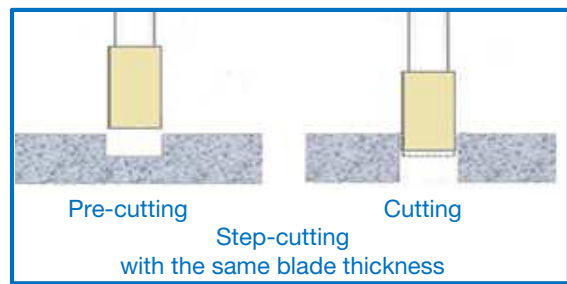
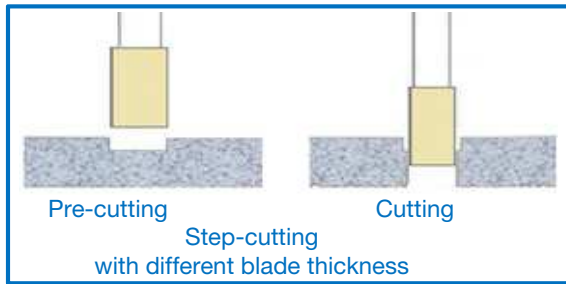
Laser slotted rim (Ø 300mm - Bore 60mm)

Spec	Thickness							
	1,4	1,6	1,8	2	2,2	2,4		
MFT	C8-I		34047884	34009539	34007324	66412	137724	64937
GP	C8-I				34188727	562350	208773	208774
VIT2/B-HS	C8-I							
5HP-P	C8-I					675535	645028	718861
VIT3/B-HS	C8-I							

Continuous rim (Ø 300mm - Bore 60mm)

Spec	Thickness						
	1,4	1,6	1,8	2	2,2	2,4	
VIT1/B	C7C			34064330	352291	40270	251235
VIT2/B	C7C		34177019	34007335	562334	167036	399524
VIT3/B	C7C		34007330		34185726	116568	179972 214496

GRES CUTTING - Application



Full body gres Cutting before tile squaring → Glazed gres Excellent finishing

Segmented rim (Ø 255mm - Bore 60/50mm**)

Spec	Speed m/min belt speed	Spindles N.	Single-cutting		Step-cutting		Mosaic
			Cutting	Pre-cutting with different blade thickness	Cutting with the same blade thickness	Pre-cutting&Cutting Many blades on the same shaft	
TS35-TY	1	1	■				
TS30	1,5 - 2	2			■■		
TS25-TY	1 - 1,5	1	■■■				
Sandwich segments	4HP-T	1	■■■■				■■■■
	4HP-S	1,5 - 2			■■■■		■■■■
	5HP-T	1	■■■■■				■■■■■
	5HP-S	1,5 - 2			■■■■■		■■■■■

Laser slotted rim (Ø 258mm - Bore 60mm**)

Spec	Speed m/min belt speed	Spindles N.	Single-cutting		Step-cutting	
			Cutting	Pre-cutting with different blade thickness	Cutting with the same blade thickness	
VIT1/B-HS	1 - 1,5	1 - 2	■■■■	■■■	■■■■	
VIT2/B-HS	1 - 1,5	1 - 2	■■■	■■■■	■■■	
VIT3/B-HS	1 - 1,5	2		■■■■■	■■	

** 25,4mm 30mm 40mm and 50mm bores are available upon request

GRES CUTTING - SYSNR



C8L



C8I

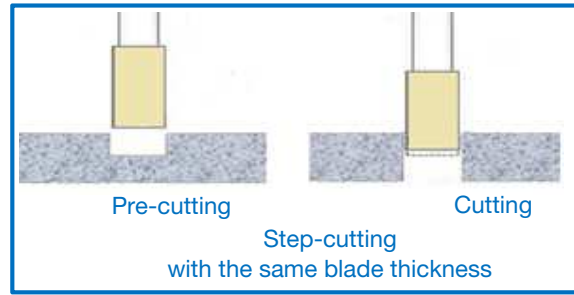
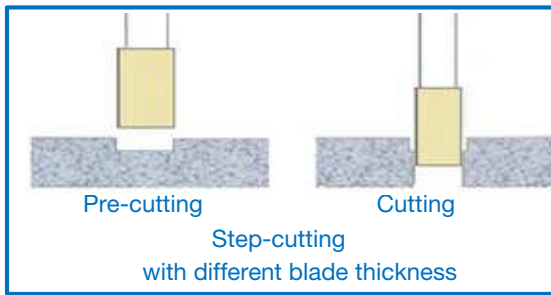
Segmented rim (Ø 255mm - Bore 60/50mm**)

Spec	Thickness	
	2	2,2
TS35-TY	C8L	
TS30	C8L	
TS25-TY	C8L	
4HP-T	C8L	
4HP-S	C8L	
5HP-T	C8L	34221118
5HP-S	C8L	

Laser slotted rim (Ø 258mm - Bore 60mm**)

Spec	Thickness	
	2	2,2
VIT1/B-HS	C8-I	
VIT2/B-HS	C8-I	
VIT3/B-HS	C8-I	

MONOPOROSA, SINGLE AND DOUBLE-FIRED AND MARBLE MOSAIC CUTTING - Application



Laser slotted rim (Ø 300mm - Bore 60mm)

Spec	MONOPOROSA		DOUBLE-FIRED		SINGLE-FIRED
	Step-cutting		Step-cutting		Step-cutting
	with different blade thickness		with the same blade thickness		with different blade thickness
	Pre-cutting *	Cutting	Mosaic Pre-cutting & Cutting		Cutting
MFT		■■■			■■■■
GP		■■■■			■■■■■
8HP-O	■■■■	■■■	■■■■■	■■■■■	

Pre-cutting * : it can be used also for cutting if it's a 1 shaft machine

Continuous rim (Ø 300mm - Bore 60mm)

Spec	MONOPOROSA		DOUBLE-FIRED		SINGLE-FIRED		MARBLE
	Step-cutting		Step-cutting		Step-cutting		Single-cutting
	with different blade thickness		with different blade thickness		with different blade thickness		Mosaic Cutting
	Pre-cutting *	Cutting	Pre-cutting *	Cutting	Pre-cutting *	Cutting	
VIT1/B		■■■■		■■■■■	■■■■	■■■■	■■■■■
VIT2/B		■■■■		■■■■	■■■	■■■■	■■■■■
VIT2/B-HS		■■■■■		■■■■■	■■■■		
VIT3/B		■■■■		■■■■	■■■■		
VIT3/B-HS		■■■■■		■■■■■	■■■■■		
VIT4/B			■■■	■■■■			
VIT5/B	■■■	■■■■	■■■■				
VIT6/B	■■■■	■■■	■■■■■				
VIT7/B	■■■■■						
VIT8/B	■■■■■						

Pre-cutting * : it can be used also for cutting if it's a 1 shaft machine

Continuous rim (Ø 258mm - Bore 60mm **)

Spec	MONOPOROSA		DOUBLE-FIRED	
	Step-cutting		Step-cutting	
	with the same blade thickness		with the same blade thickness	
	Pre-cutting *	Cutting	Cutting	
VIT5/B	■■■	■■■■	■■■■	
VIT6/B	■■■■	■■■	■■■■■	
VIT7/B	■■■■■			

Pre-cutting * : it can be used also for cutting if it's a 1 shaft machine

** 25,4mm 30mm 40mm and 50mm bores are available upon request

MONOPOROSA, SINGLE AND DOUBLE-FIRED AND MARBLE MOSAIC CUTTING - SYSNR



C8I



C7C

Laser slotted rim (Ø 300mm - Bore 60mm)

Spec		Thickness					
		1,4	1,6	1,8	2	2,2	2,4
MFT	C8I	34047884	34009539	34007324	66412	137724	64937
GP	C8I			34188727	562350	208773	208774
8HP-O	C8I		34240464	34049105			

Continuous rim (Ø 300mm - Bore 60mm)

Spec		Page							
		1	1,2	1,4	1,6	1,8	2	2,2	2,4
VIT1/B	C7C					34064330	352291	40270	251235
VIT2/B	C7C			34177019		34007335	562334	167036	399524
VIT2/B-HS	C7C						34074395	34074397	
VIT3/B	C7C			34007330		34185726	116568	179972	214496
VIT3/B-HS	C7C						34177648		
VIT4/B	C7C				638737	34012669	460857	179974	34007294
VIT5/B	C7C			34007331	625358	751018	183838	399525	190286
VIT6/B	C7C			718862		34009493	167035	179975	178122
VIT7/B	C7C		34012667	34033535		538165	34005215	562280	524924
VIT8/B	C7C			34076244		34161132	718841	562281	

Continuous rim (Ø 258mm - Bore 60mm **)

Spec		Thickness	
		2	2,2
VIT5/B	C7C	34005695	
VIT6/B	C7C		
VIT7/B	C7C		

Saw blades with RESIN rim for glazed ceramics - perfect finishing



C7C

D251 - D213 - D181 - D151



Gres pre-cutting

D91



Monoporosa, double-fired pre-cutting and cutting

Resin continuous rim \varnothing 300mm - (Bore 60mm)

Thickness	Core thickness	Drawing	Grit				
			D251	D213	D181	D151	D91
1,8	1,6	386824		34192817	34005919	34167157	
2,0	1,6	386996	34008576	34027010	34005376	34005845	34192399
2,2	1,6	386995		34064449	34005708	34013020	34192398
2,4	1,8	386994	34005374		34007371	34170141	34192474
3,0	2,2	386573	34005358		34005704	767697	
4,0	2,2	386993			34005373		
4,8	2,2	386999	34005377				

Saw blades \varnothing 200mm - Portable machines



C8L

Segmented rim - (Bore 25.4mm)

Thickness	Core thickness	Machine	Drawing	Sysnr
mm	mm			
2,1	1,6	Raimondi	386603	

GRES CUTTING / Over-size tiles - Slabs
Bridge saw - Masonry saw



C8L

Saw blades - Segmented rim Ø 350mm
 Bore 60mm**

	Grit	Spec	Thickness	Core thickness	Diamond rim height	Sysnr	
							mm
Sandwich segments	D213	2HP-R	C8L	2,8	2,0	10	677209
	D213	TS30	C8L	2,8	2,0	10	494846
	D181	3HP-R	C8L	2,8	2,0	10	
	D151	4HP-T	C8L	2,8	2,0	10	34189905
	D126	5HP-T	C8L	2,8	2,0	10	34064174
	D126	5HP-R/S	C8L	2,8	2,0	10	34064172

Easy cutting



Good finishing

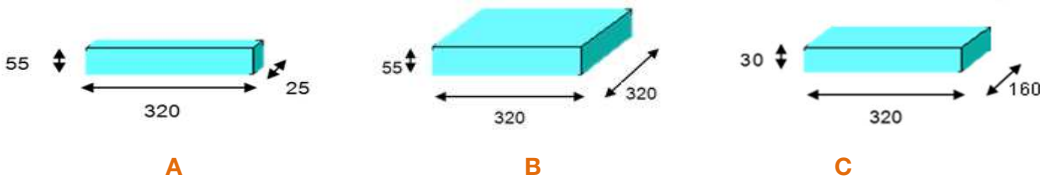
Hole reduction ring

	Thickness	Drawing
Ø 60/25,4mm	1,5mm	962777
Ø 60/30mm	1,8mm	962787
Ø 60/40mm	1,8mm	962762
Ø 60/50mm	1,8mm	962980

** 25,4mm 30mm 40mm and 50mm bores are available upon request

Accessories for saw blades

Sharpening stones

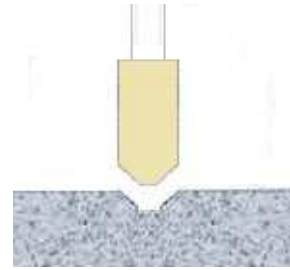


Description		Dimension	Sysnr
		mm	
Sharpening stones	A	55x25x320	497322
Sharpening stones	B	55x320x320	484672
Sharpening stones	C	160x30x320	484627

Blades for chamfering



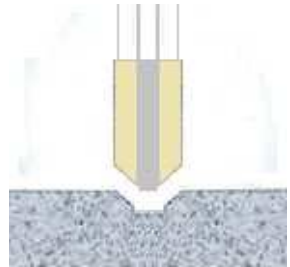
Chamfering blade 60° - 70° - 90°




Ø	Bore		Thickness	Core thickness	Incl.	Grit	Spec	Drawing	Sysnr
mm	mm		mm	mm					
305	60	Segmented rim Long life	6,0	2,2	60°	D151	4HPM	376555	711353
			6,0	2,2	90°	D151	4HPM	377476	704010
300	60	Continuous rim Easy cutting	5,2	1,8	70°	D126	VIT3/SR	386617	34069169
			5,2	1,8	90°	D126	VIT3/SR	386523	

Chamfering blade 45°

The 45° inclined blade is usually joined to Ø 305mm segmented saw blades type TS30 or 4HP-T (low speed)



Ø	Bore		Thickness	Core thickness	Incl.	Grit	Spec	Drawing	Sysnr
mm	mm		mm	mm					
295	60	Continuous rim Cutting machines	2,0	1,4	45°	D151	VIT2	385029	406513
285	60	Segmented rim Ferrari & Cigarini	2,0	1,6	45°	D151	4HP-M	386575	34005360
250	30/25,4	Continuous rim Raimondi	1,9	1,6	45°	D151	4HP-M	385082	

Antiskid disc

Antiskid disc \varnothing 300mm (Bore 60mm)

Thickness	Core thickness	Grit	Spec	Drawing	Sysnr
mm	mm				
4,8	2,2	D213	2HP-P	386072	34006201
4,0	1,8	D213	2HP-P	386206	
3,0	1,8	D213	2HP-P	386205	

Antiskid disc \varnothing 200mm (Bore 30mm) with Radius=8mm

Thickness	Core thickness	Radius	Grit	Spec	Drawing	Sysnr
mm	mm	mm				
5,0	2,2	8	D181	3HP-M	384505	34007285
4,0	2,2	8	D181	3HP-M	384515	34214943
3,0	2,2	8	D181	3HP-M	384510	34214942